FLFA(JIANGSU) HEAT EXCHANGERS EQUIPMENT MANUFACTURING CO.,LTD

Parameter Table of Brazed & Fusion Heat Exchanger

Model	B (mm)	C (mm)	D (mm)	E (mm)	Thickness (mm)	Copper brazing design pressure (MPa)	Fusion welding design pressure (MPa)	Connection standard (DN)
FL6	54	26	119	91	6+1.3N	3.0/4.5/Ultra-high	2.0/3.0/Ultra-high	DN10
FL12	74	40	191	154	8+2.3N	3.0/4.5/Ultra-high	2.0/3.0/Ultra-high	DN20
FL13	74	40	193	154	8+1.1N	3.0/4.5/Ultra-high	2.0/3.0/Ultra-high	DN20
FL14	75	42	205	172	9+2.3N	3.0/4.5/Ultra-high	2.0/3.0/Ultra-high	DN20
FL20	75	42	316	280	9+2.3N	3.0/4.5/Ultra-high	2.0/3.0/Ultra-high	DN20
FL20G	77	42	313	278	8+1.3N	3.0/4.5/Ultra-high	2.0/3.0/Ultra-high	DN20
FL25	90	39	320	268	9+1.6N	3.0/4.5/Ultra-high	2.0/3.0/Ultra-high	DN25
FL26	106	50	306	250	8+2.3N	3.0/4.5/Ultra-high	2.0/3.0/Ultra-high	DN32
FL30	126	70	306	250	13+2.3N	3.0/4.5/Ultra-high	2.0/3.0/Ultra-high	DN32
FL37	121	68	332	279	9+1.6N	3.0/4.5/Ultra-high	2.0/3.0/Ultra-high	DN25
FL40	119	72	376	329	9+1.6N	3.0/4.5/Ultra-high	2.0/3.0/Ultra-high	DN25
FL50	106	50	522	466	9+2.3N	3.0/4.5/Ultra-high	2.0/3.0/Ultra-high	DN32
FL60	119	63	526	470	9+2.3N	3.0/4.5/Ultra-high	2.0/3.0/Ultra-high	DN32
FL61	118	63	524	470	9+2.0N	3.0/4.5/Ultra-high	2.0/3.0/Ultra-high	DN32
FL95 Old	191	92	616	519	11+2.85N	3.0/4.5/Ultra-high	2.0/3.0/Ultra-high	DN50
FL95 New	191	92	616	519	11+2.85N	3.0/4.5/Ultra-high	2.0/3.0/Ultra-high	DN50
FL95 Deep	191	92	616	519	11+3.65N	3.0/4.5/Ultra-high	2.0/3.0/Ultra-high	DN50
FL110	191	92	616	519	11+2.65N	3.0/4.5/Ultra-high	2.0/3.0/Ultra-high	DN50
FL112	191	92	616	519	11+2.05N	3.0/4.5/Ultra-high	2.0/3.0/Ultra-high	DN50
FL120	250	174	532	456	15+2.3N	3.0/4.5/Ultra-high	2.0/3.0/Ultra-high	DN50
FL190G	304	179	694	567	15+2.25N	3.0/4.5/Ultra-high	2.0/3.0/Ultra-high	DN100
FL190	307	179	698	567	13+2.72N	3.0/4.5/Ultra-high	2.0/3.0/Ultra-high	DN100
FL200	320	188	738	603	13+2.55N	3.0/4.5/Ultra-high	2.0/3.0/Ultra-high	DN100
FL210	330	179	749	597	15+2.25N	3.0/4.5/Ultra-high	2.0/3.0/Ultra-high	DN100
FL439	304	179	979	854	15+2.25N	3.0/4.5/Ultra-high	2.0/3.0/Ultra-high	DN100
FL427	304	179	694	567	15+2.25N	3.0/4.5/Ultra-high	2.0/3.0/Ultra-high	DN100
FL300	493	288	755	550	20+2.35N	3.0/4.5/Ultra-high	2.0/3.0/Ultra-high	DN150
FL600	493	288	1205	1000	20+2.35N	3.0/4.5/Ultra-high	2.0/3.0/Ultra-high	DN150

Model	B (mm)	C (mm)	D (mm)	E (mm)	F (mm)	G (mm)	H (mm)	Thickness (mm)	Copper brazing design pressure (MPa)	Fusion welding design pressure (MPa)	Connection standard (DN)
FL240	293	177	529	398		397		15+2.25N	3.0/4.5/Ultra-high	2.0/3.0/Ultra-high	DN80
FL74	164	88	498	432	102.6		426	9+2.1N	3.0/4.5/Ultra-high	2.0/3.0/Ultra-high	DN40

Note: The above specifications apply to standard pressure. If you have any other requirements, please contact us.

Brazed Heat Exchanger



BPHE Dimensioning

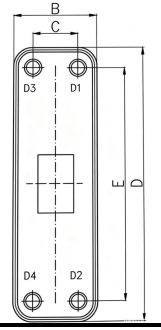

Connection Types

External Thread Connection



Internal Thread Connection



Welded pipe connection



Flange Connection

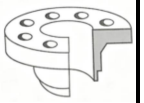

Mounting Foot

For FL26 & FL50

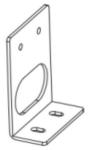

For FL95

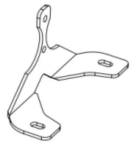

For FL120

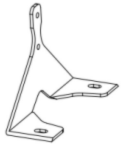

For FL200

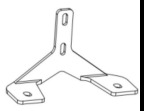

BPHE Dimensioning

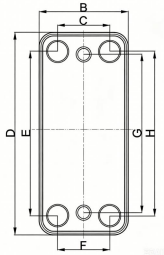

BPHE Dimensioning

